



GROUND SUPPORT EQUIPMENT

Keeping You Safe is Our First Priority

Toll Free.: 1 (800) 977-2005

Phone.: 1 (519) 896-2430

Web.: fallsafetysolutions.com

Email.: info@liftsafeinspections.com



Technologically Driven to Provide Engineered Safety Solutions.

About Us

Our Company

Liftsafe Fall Protection, a member of Liftsafe Group of Companies, has serviced a vast customer base for the past 25 years. Our focus and dedication to seek out only the best candidates for our team has had a huge impact on our success today. Our Company is comprised of a broad spectrum of expertise, we employ a team of Engineers, Designers, Fabricators and technical experts in the field of aviation and safety which will continue to lead us down the path of success in the future.

Our Mission

Liftsafe Fall Protection provides quality, innovative products that focus on safety. Our commitment to the customer is to provide ergonomic and versatile equipment, thereby ensuring our success by providing relevant solutions in the aviation industry.



Our Facility

Liftsafe Fall Protection boasts a 40,000 sq. ft. state of the art fabrication facility. We have both the capacity and manpower to manufacture a multitude of products in an effective and efficient manner ensuring we can get your order to you in a timely fashion.






















































































































Quality

Our products use only the highest grade and quality of materials to ensure a lifetime of use, and durability in a variety of environments. We provide rigorous inspection and testing both in-house and at our customers facilities to provide the most durable products on the market. We stand behind our quality with our exceptional extended warranty.

Table of Contents

Aircraft Compatibility	04
Stand Fit and Functionality	05
Aircraft Maintenance and Engine Access Stand DF071554-06	06-07
Aircraft Maintenance and Engine Access Stand DF071554-07-08	08-09
Aircraft Maintenance and Engine Access Stand DF071554-07-10	10-11
Landing Gear Access Stand DF071592-04	12-13
Landing Gear Change Stand DF071559-01	14-15
Wheel Well/Aviation Platform Stand DF071556-03	16-17
Wheel Well/Aviation Platform Stand DF071556-03XP	18-19
Tire Trailers DF081002	20-21
Nose Cowl Dolly DF071560-01	22-23
Cabin Interior Access Stands DF071553-01	24-25
Fixed Height Aircraft Access Stand DF101580-02	26-27
Variable Height Aircraft Access Stand DF101579-01	28-29
Maintenance Platforms	30-31
Aviation Engineered Solutions	32-33
Warranty Information	34-35

Aircraft Compatibility

Aircraft	DF071554-06	DF071554-07-08	DF071554-07-10	DF071592-04	DF071559-01	DF071556-03	DF071556-03XP
Airbus A300							
Airbus A310							
Airbus A318							
Airbus A319							
Airbus A320							
Airbus A321							
Airbus A330							
Airbus A340	 **						
Airbus A350 XWB							
Airbus A380	 **						
Boeing 717							
Boeing 727*							
Boeing 737							
Boeing 747	 **	 **					
Boeing 757							
Boeing 767							
Boeing 777							
Boeing 787 Dreamliner							
Bombardier CRJ100							
Bombardier CRJ705							
Bombardier CRJ900							
Bombardier CRJ1000							
Douglas DC-8							
Embraer E-170							
Embraer E-190							
Lockheed L-1011 TriStar*							
McDonnell Douglas DC-9 Super 80/MD-80							
McDonnell Douglas DC-10/MD-10*/MD-11*							

Note: If your aircraft is not listed above, please contact us and we will work with you to come up with a solution.

* Does not access the #2 engine

** Inboard Engines Only

Stand Fit and Functionality

Access Points*

Engines

Pylons

Main and Nose Gear

Main Gear Wheel Well

Forward and Aft Lower Cargo

Wing Refuel Panel

Radome

Forward Avionics Bay Access

E&E

Aft Avionics Bay

Bulk Cargo

Aft Pressure Bulkhead Access Panel

Apu Servicing

Wing Tip Nav Lights

Flap Canoes/Fairings

Wing Landing Lights

ACM Bays

Passenger Windows

Wing Access

Main Entry Door Sills

Windshield Inspections

Pitot Probe Tube Inspections/
Replacements

AOA/True Airspeed Probes
Inspections/Replacements

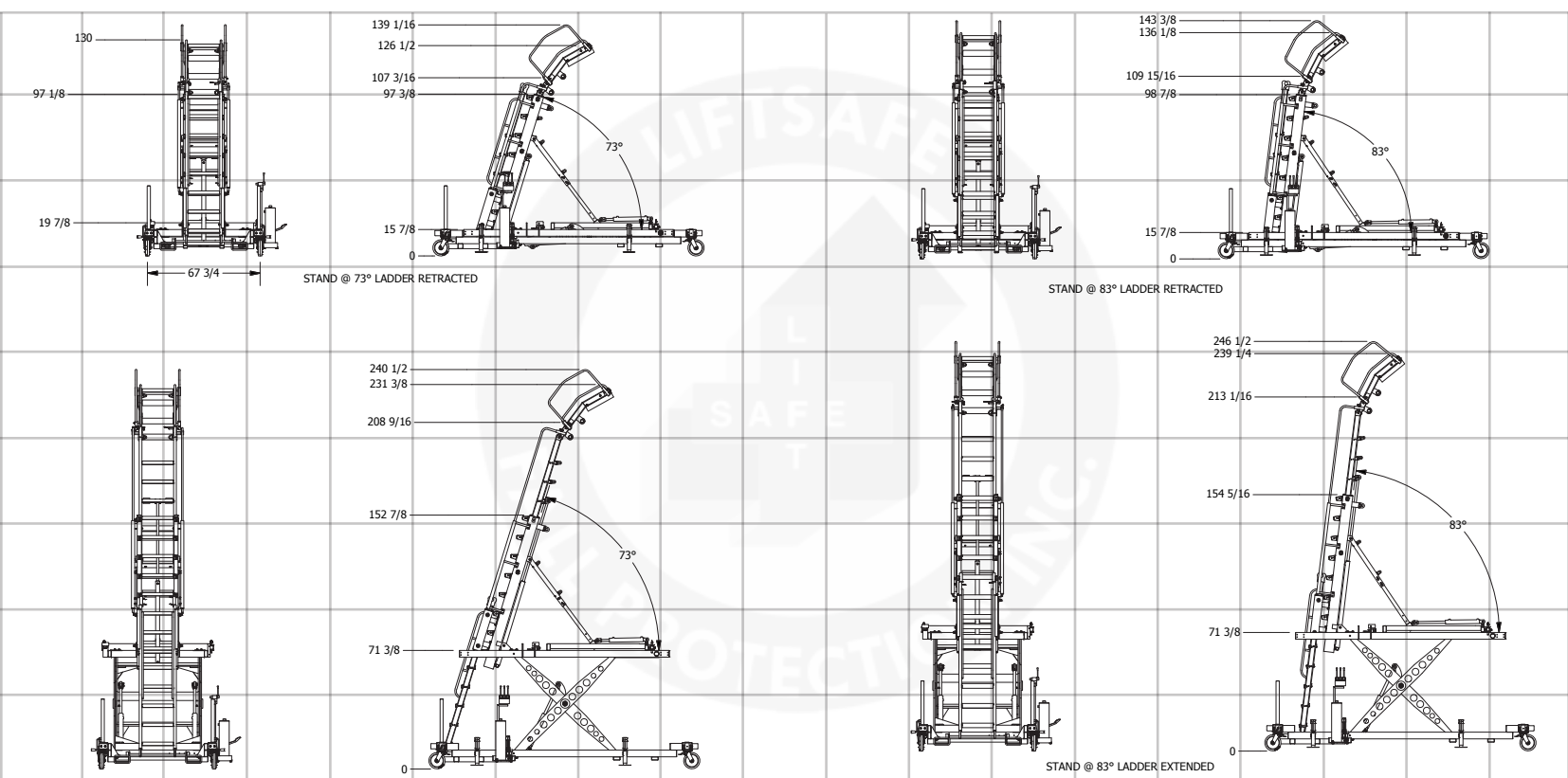
Static Port Inspections/
Replacement

Trailing Edge Actuator
Inspection/Replacement



* Based on specific aircraft dimensions. Please contact us or refer to specific stand measurements for best solution.

Aircraft Maintenance and Engine Access Stand 06



Technical Specifications

#	PART NUMBER. DF071554-06		DESIGNED FOR. Engine Access		MOVEMENT. 2 Person		Padding Material. Equipped
	ANGLES. 73 - 83 Degrees		AIRCRAFT TYPE. B747, A380, A340, A400		TOWING SPEED. 10 KPH/ 6 MPH		SHIPPING INFO (DIMS). 89 11/16" x 88 1/8" x 163 3/16" x 2,400 lbs
	HEIGHT. Low: 126 1/2" High: 239 1/4"		NUMBER OF USERS. 1 User		MATERIAL TYPE: Ladder. Aluminum		CASTER DETAILS. 10" With Brakes & Swivel
	FOOT PRINT. 89 11/16" x 163 3/16"		WEIGHT CAPACITY. 150 kg/330 lbs		MATERIAL TYPE: FRAME. Steel		CERTIFICATIONS. ANSI-ASC A14.7, BS EN 131.7 & CE
	CONTROLS. Hydraulic Foot Pump		Fully Extended. Ladder: 128 Strokes Tilt: 43 Strokes Scissors: 86 Strokes		FINISH. Powder Coated Finish		FALL RESTRAINT ANCHOR POINTS. Equipped

Stand Description

This stand is designed with an adjustable scissor lift base to give it the height required to access the outboard engines on the A380, B747, A340 series, A400 etc. As with all our stands, we use anti-fatigue ladder rungs rather than narrow ladder rungs. This ensures comfort when using the stands to change LRU'S, adjust components, or connect/disconnect engines and nacelles. Functionality improvements include outboard engines and pylon access (A380, A340 and B747-8) as well as avionics and aft- fuselage access points. Currently in use at multiple operators, MRO'S and aircraft manufacturers, this unit has flexibility for use on all Boeing wide body aircraft in addition to the B757. The dynamic design also allows for full use on Airbus wide body aircraft as well as the A320 family.

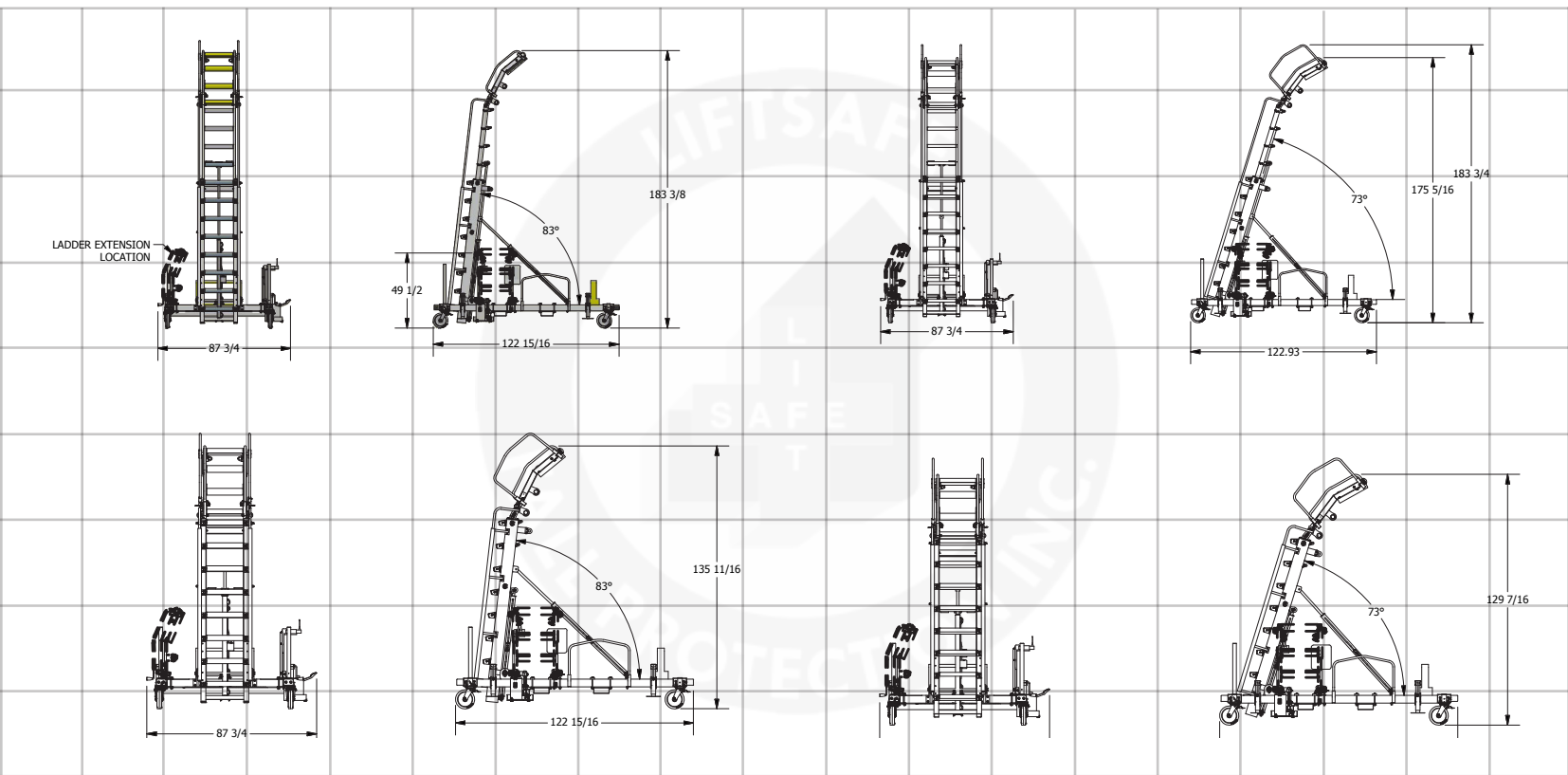
The stand facilitates safe access to nose cowls, fan cowls and pylon disconnect zones on PW, GE and RR engines, providing a safe working solution to many of the traditionally difficult under-cowling maintenance locations. The unit is also designed to safely access the same points outside of cowling, specifically forward and aft pylon service points, as well as hard to reach refuel panels and under- wing areas. The hydraulic pitch and height adjustment allow for the diverse angles and height variables frequently required when servicing aircraft. The stand contains extensive aluminum construction for easy movement and corrosion-resistant powder coat finish for longevity. For increased safety and ease of mobility, the stand comes equipped with 4 corner-leveling jacks, fold away tow bars and lift truck fork pockets. The stand is designed and tested in accordance with ANSI-ASC A14.7 and BS EN 131.7 and includes CE Certification.

Accessories

ACCESSORY	PART NUMBER	DESCRIPTION
Air Powered Pump	DF-Stand-Air-Pump	Optional air pump instead of the manual hydraulic pump system.
Utilities Package	DF-Stand-Utilities-Package	Adds shop air and electrical power user service package to a unit.
Extension	DF071554-EXTENSION-.25M	Extension in place of upper curve, .25m longer than existing curve.



Aircraft Maintenance and Engine Access Stand 07-08



Technical Specifications

#	PART NUMBER. DF071554-07-08		DESIGNED FOR. Engine Access		MOVEMENT. 1 Person		Padding Material. Equipped
	ANGLES. 73 - 83 Degrees		AIRCRAFT TYPE. B767, B787, B747, A320, A310 & B717		TOWING SPEED. 10 KPH/ 6 MPH		SHIPPING INFO (DIMS). 88" x 50" x 123" x 1,050 lbs
	HEIGHT. Low: 129 7/16" High: 183 3/8"		NUMBER OF USERS. 1 User		MATERIAL TYPE: LADDER. Aluminum		CASTER DETAILS. 10" With Brakes & Swivel
	FOOT PRINT. 88" x 123"		WEIGHT CAPACITY. 150 kg/330 lbs		MATERIAL TYPE: FRAME. Aluminum		CERTIFICATIONS. ANSI-ASC A14.7, BS EN 131.7 & CE
	CONTROLS. Hydraulic Foot Pump		Fully Extended. Ladder: 57 Strokes Tilt: 23 Strokes		FINISH. Powder Coated Finish		FALL RESTRAINT ANCHOR POINTS. Equipped

Stand Description

This Aircraft Maintenance Stand is for the under and over cowling access requirements of the B767 and B787. As with all our stands, we use anti-fatigue ladder rungs rather than narrow ladder rungs. This ensures comfort when using the stands to change LRU'S, adjust components or connect/disconnect engines and nacelles. Functionality improves as a result of a lighter design, smaller footprint and greater geometry. This product is currently in use at multiple operators, MRO'S and aircraft manufacturers.

The stand facilitates safe access to nose cowls, fan cowls and pylon disconnect zones on PW, GE and RR engines, providing a safe working solution to many of the traditionally difficult under-cowling maintenance locations. The unit is also designed to safely access the same points outside of cowlings, specifically forward and aft pylon service points, as well as hard to reach refuel panels and under-wing areas. The hydraulic pitch and height adjustment allow for the diverse angles and height requirements frequently used when servicing aircraft. The stand contains extensive aluminum construction for easy movement and corrosion-resistant powder coat finish for longevity.

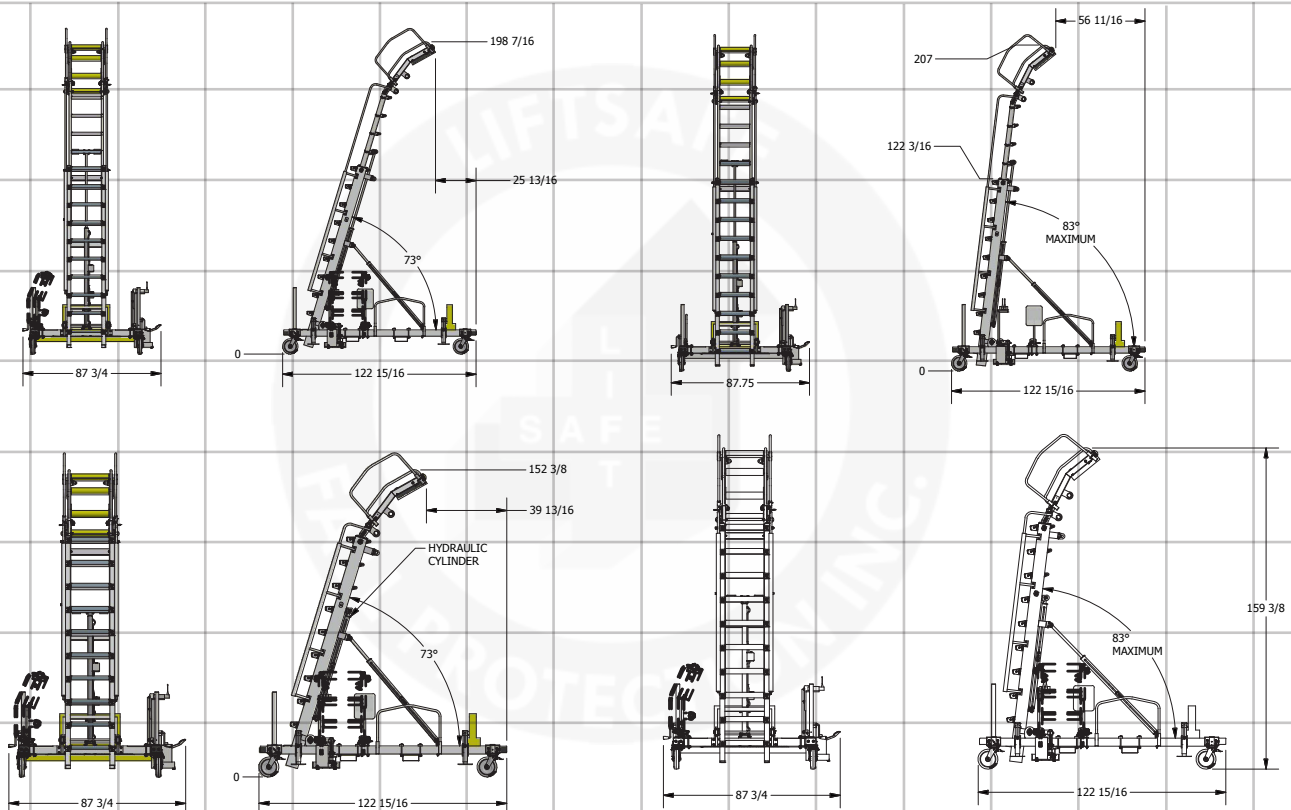
For increased safety and ease of mobility, the stand has optional accessories which can be added. They include 4 corner-leveling jacks, fold away tow bars and lift truck fork pockets. The stand is designed and tested in accordance with ANSI-ASC A14.7 and BS EN 131.7 and includes CE Certification.

Accessories




















ACCESSORY	PART NUMBER	DESCRIPTION
Utilities Package	DF-Stand-Utilities-Package	Adds shop air and electrical power user service package to a unit.
Air Powered Pump	DF-Stand-Air-Pump	Optional air pump instead of the manual hydraulic pump system.
Tow Bar	DF071554-07-Tow-Bar	Quickly and efficiently move your stand with the addition of a tow bar attachment.
Fork Pockets	DF071554-07-Fork-Pockets	These fork pocket additions will enable you to quickly and easily move your stand.
Jacks	DF071554-07-Leveling-Jacks	This set of 4 leveling jacks and attachment plates will allow you to secure your stand.



Aircraft Maintenance and Engine Access Stand 07-10



Technical Specifications

#	PART NUMBER. DF071554-07-10		DESIGNED FOR. Engine Access		MOVEMENT. 1 Person		Padding Material. Equipped
	ANGLES. 73 - 83 Degrees		AIRCRAFT TYPE. A330, A350 & B777		TOWING SPEED. 10 KPH/ 6 MPH		SHIPPING INFO (DIMS). 88" x 52" x 128" x 1,100 lbs
	HEIGHT. Low: 152 3/8" High: 207"		NUMBER OF USERS. 1 User		MATERIAL TYPE: LADDER. Aluminum		CASTER DETAILS. 10" With Brakes & Swivel
	FOOT PRINT. 88" x 128"		WEIGHT CAPACITY. 150 kg/330 lbs		MATERIAL TYPE: FRAME. Aluminum		CERTIFICATIONS. ANSI-ASC A14.7, BS EN 131.7 & CE
	CONTROLS. Hydraulic Foot Pump		Fully Extended. Ladder: 57 Strokes Tilt: 23 Strokes		FINISH. Powder Coated Finish		FALL RESTRAINT ANCHOR POINTS. Equipped

Stand Description

This stand was specifically designed for the A350 and the B777. We use anti-fatigue ladder rungs rather than narrow ladder rungs to ensure comfort when using the stands to change LRU'S, adjust components or connect/disconnect engines and nacelles. Design improvements include a lighter stand utilizing a smaller footprint and greater geometry for optimum usage.

The height and angle adjustments on this stand allow for diverse angle and height changes frequently required when servicing aircraft. The unit contains extensive aluminum construction for easy movement and a corrosion-resistant powder coat finish for longevity.

The stand facilitates safe access to nose cowl, fan cowl and pylon disconnect zones on PW, GE and RR engines, providing a safe working solution to many of the traditionally difficult under-cowling maintenance locations. The unit is also designed to safely access the same points outside of cowling, specifically forward and aft pylon service points. The hard to reach refuel panels and under- wing areas are also accessible using this product.

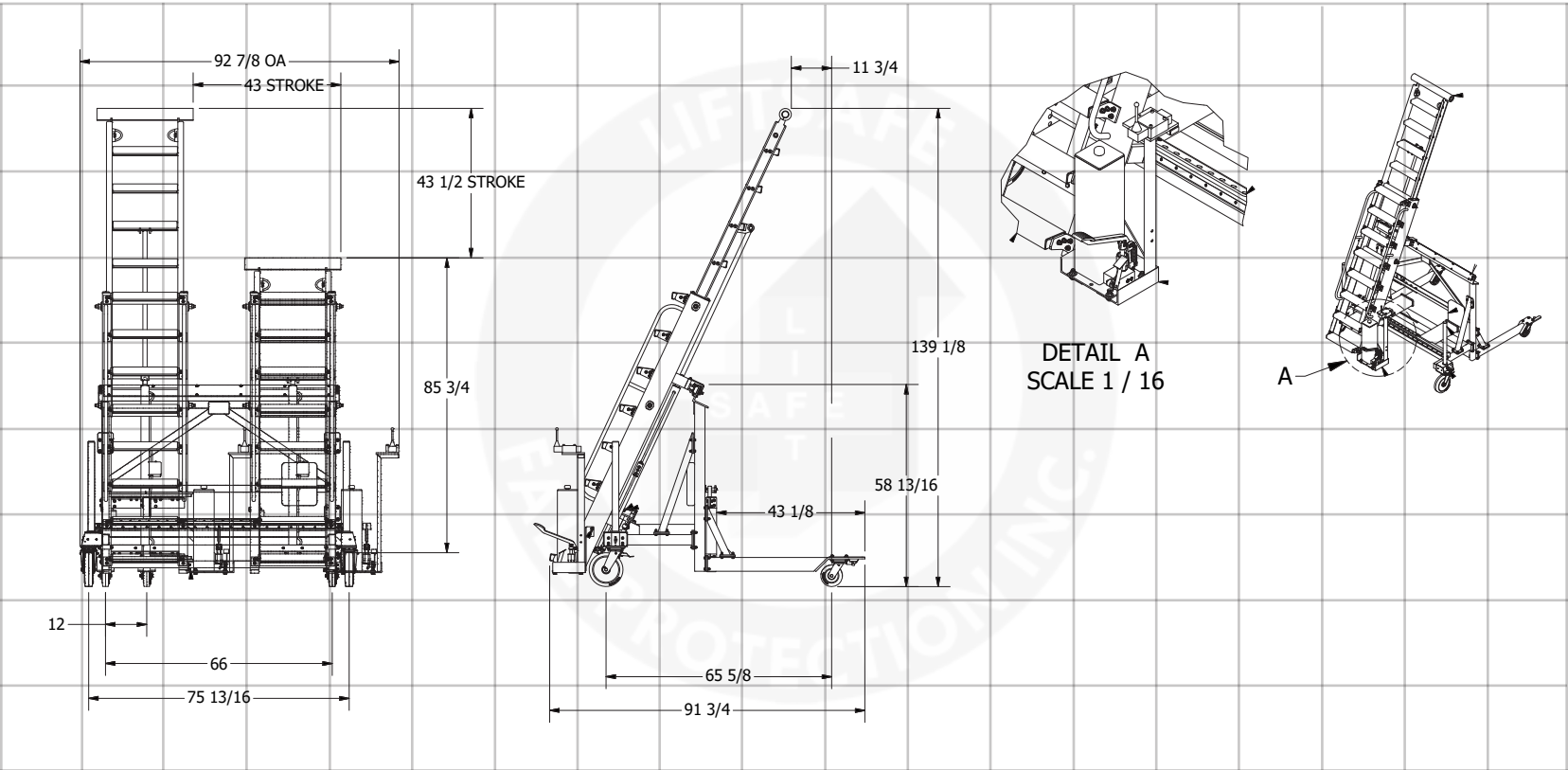
For increased safety and ease of mobility, the stand has optional accessories which can be added. They include 4 corner-leveling jacks, fold away tow bars and lift truck fork pockets. The stand is designed and tested in accordance with ANSI-ASC A14.7 and BS EN 131.7 and includes CE Certification.

Accessories

ACCESSORY	PART NUMBER	DESCRIPTION
Utilities Package	DF-Stand-Utilities-Package	Adds shop air and electrical power user service package to a unit.
Air Powered Pump	DF-Stand-Air-Pump	Optional air pump instead of the manual hydraulic pump system.
Tow Bar	DF071554-07-Tow-Bar	Quickly and efficiently move your stand with the addition of a tow bar attachment.
Fork Pockets	DF071554-07-Fork-Pockets	These fork pocket additions will enable you to quickly and easily move your stand.
Jacks	DF071554-07-Leveling-Jacks	This set of 4 leveling jacks and attachment plates will allow you to secure your stand.



Landing Gear Access Stand



Technical Specifications

#	PART NUMBER. DF071592-04		DESIGNED FOR. Landing Gear Access		MOVEMENT. 1 Person		Padding Material. Equipped
	LATERAL DISPLACEMENT. 43"		AIRCRAFT TYPE. B747, B747, B757, B767, B777, B787, A320 Family, A330, A340, A350, A380		TOWING SPEED. 10 KPH/ 6 MPH		SHIPPING INFO (DIMS). 87" x 96" x 96" x 1,100 lbs
	HEIGHT. Lowered: 85 3/4" Extended: 139 1/8"		NUMBER OF USERS. 1 User		MATERIAL TYPE: Ladder: Steel Frame: Steel		CASTER DETAILS. Back: 10" with Brakes & Swivel Front: 6" with Swivel
	FOOT PRINT. 87" x 96"		NUMBER OF USERS. 1 User		FINISH. Powder Coated Finish		CERTIFICATIONS. ANSI-ASC A14.7, BS EN 131.7 & CE
	CONTROLS. Hydraulic Foot Pump		Fully Extended. Ladder: 57 Strokes		WEIGHT CAPACITY. 150 kg/330 lbs		FALL RESTRAINT ANCHOR POINTS. Equipped

Stand Description

The Landing Gear Access Stand is built to handle all wide body (and B757) landing gear and nose gear applications. It will also provide access the A320 family main gear. Access to engines with this stand when used in conjunction with the DF071554-06 is also possible. The unit also facilitates access to aft fuselage, access panels, forward avionics and access hatches.

The Landing Gear Access Stand provides safe access to all maintenance locations of the main and nose landing gear. The base frame is designed to adjust to most wheel assembly configurations on main and nose gear. The hydraulic height adjustment, one hand lateral operation and full swivel and lock casters allow single technician placement and use. The Landing Gear Access Stand utilizes anti-slip, anti-fatigue ladder rungs and fall restraint anchorage on the upper ladder. A corrosion resistant powder coat finish ensures the longevity of the stand. Lift truck fork pockets are included in the base frame for easy relocation.

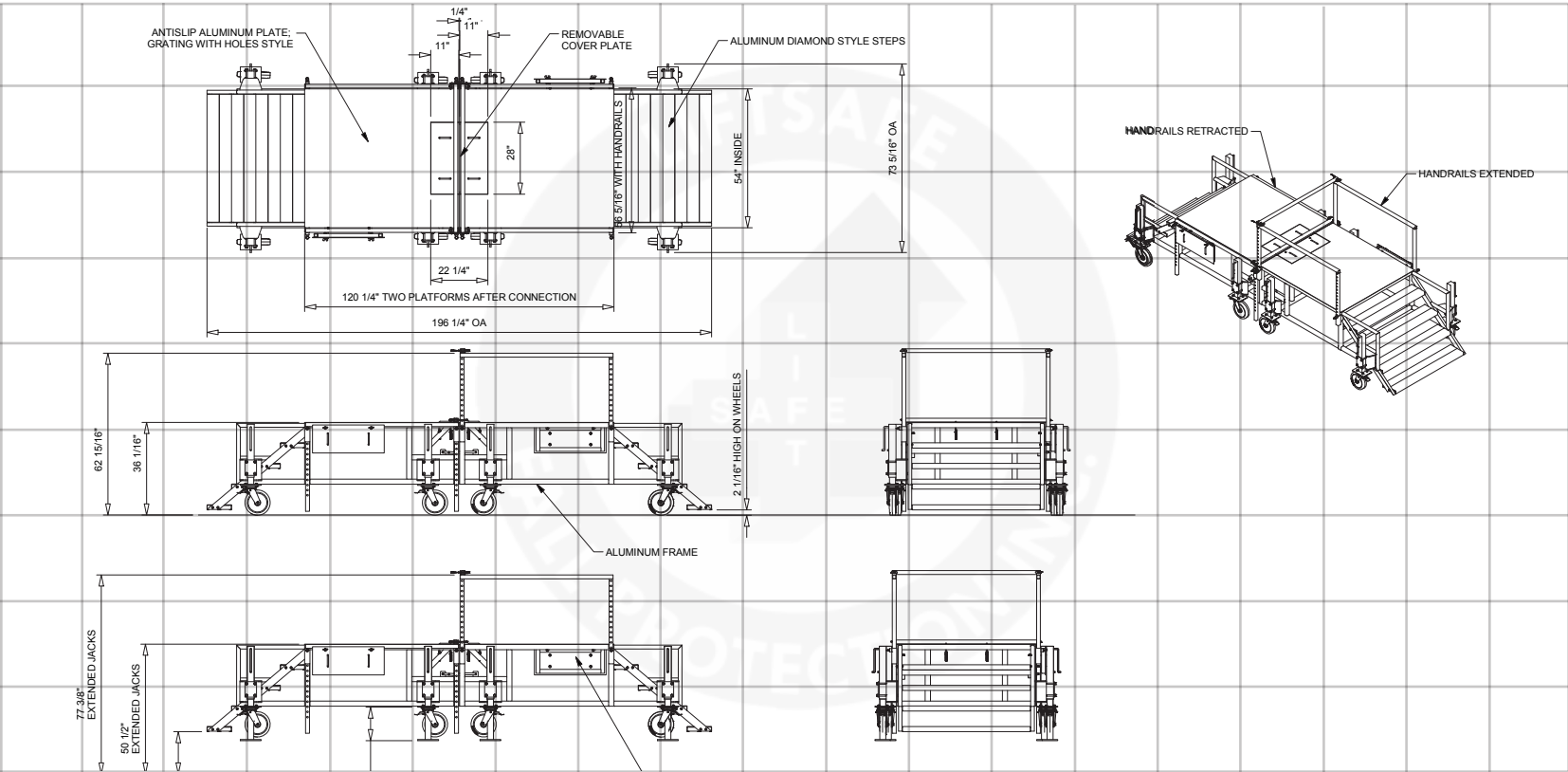
The unit is designed for Boeing wide body aircraft, as well as the B757 in both the main and nose gear positions. The unit has proven effective on aft fuselage access of the B737. This unit, although designed for specific landing gear access tasks, has proven itself in many other maintenance inspection and technical operations scenarios including Airbus main gear and nose access, as well as aft fuselage points of the Embraer 175 &190. The stand is designed and tested in accordance with ANSI-ASC A14.7 and BS EN 131.7 including CE Certification.

Accessories
















ACCESSORY	PART NUMBER	DESCRIPTION
Air Powered Pump	DF-Stand-Air-Pump	Optional air pump instead of the manual hydraulic pump system.
Utilities Package	DF-Stand-Utilities-Package	Adds shop air and electrical power user service package to a unit.
Side Mount Tow Bar	DF071592-4-Tow-Bar	Quickly and efficiently move your stand with the addition of a tow bar attachment.



Landing Gear Change Stand



Technical Specifications


#	PART NUMBER. DF071559-01		DESIGNED FOR. Landing Gear Access		MOVEMENT. 1 Person		Padding Material. Equipped
	HEIGHT. 36 1/10" to 50 1/2"		AIRCRAFT TYPE. B737		FINISH. Polished Aluminum		TOWING SPEED. 10 KPH/ 6 MPH
	FOOT PRINT ASSEMBLED. 73 5/16" x 196 1/4"		NUMBER OF USERS. 2 User		MATERIAL TYPE: LADDER. Aluminum		SHIPPING INFO (DIMS). 73 5/16" x 36 1/16" x 96" x 1,058lbs x 2 Stands
	CASTER DETAILS. 10" With Brakes & Swivel		WEIGHT CAPACITY. 250 kg/550 lbs each		MATERIAL TYPE: FRAME. Aluminum		CERTIFICATIONS. ANSI-ASC A14.7, BS EN 131.7 & CE

Stand Description

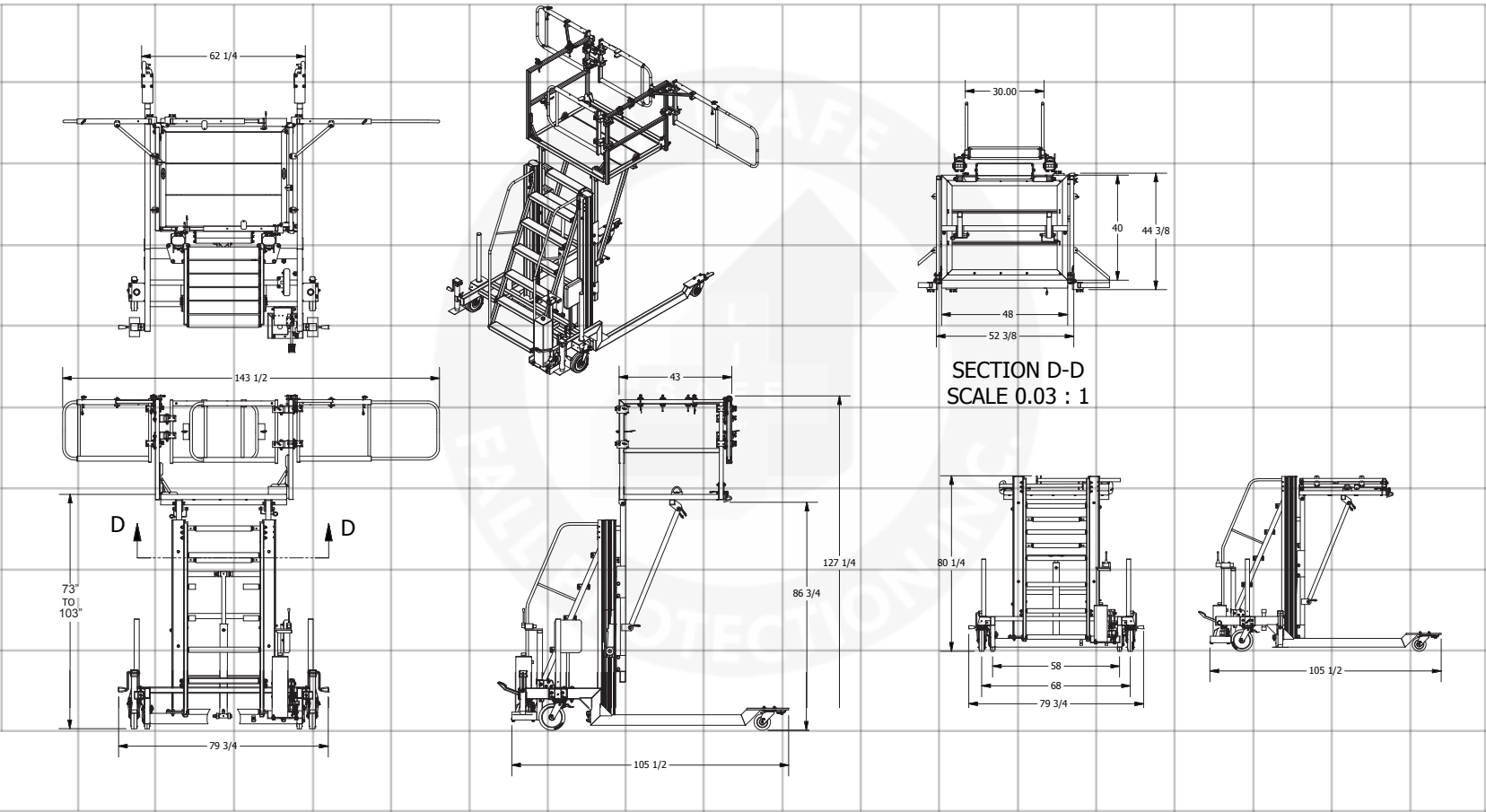
In our continuous effort to provide our valued customers with the highest quality products, we developed the Landing Gear Change Stand. This set of stands creates the safest most efficient solution in accessing the landing gear and wheel wells areas. These units can be built to meet the requirements of any aircraft landing gear scenario. The Landing Gear Change Stand is an adjustable-height maintenance platform designed for service on landing gear struts and wheel bay access positions. The platform can be used either as a set or separately, based on the work to be performed. The platform is easily maneuvered with telescoping handrails while being fully compliant with global standards and regulations.

This unit also works as a daily maintenance stand; the freestanding modules are designed for regular maintenance and inspection of your aircraft. Are capable of being used alone or quickly linked together to form a complete work platform system. These lightweight dynamic platforms offer unmatched stability and durability when used in an array of applications

Our Professional Engineers can design custom models based on your specific requirements. The stand is designed and tested in accordance with ANSI-ASC A14.7 and BS EN 131.7 including CE Certification.






















Aviation Wheel Well and Platform Stand



NOTE: Drawing shown with optional telescopic rails.

Technical Specifications

#	PART NUMBER. DF071556-03		DESIGNED FOR. Wheel Well and Cargo Access		MOVEMENT. 1 Person		Padding Material. Equipped
	HEIGHT. Low: 73" High: 103"		AIRCRAFT TYPE. B747, B757, B767, B777, B787, A320 Family, A330, A340, A350 & A380		TOWING SPEED. 10 KPH/ 6 MPH		SHIPPING INFO (DIMS). 79 3/4" x 80 1/4" x 105 1/2" x 1,200 lbs
	FOOT PRINT. 79 3/4" x 105 1/2"				MATERIAL TYPE: STEPS. Aluminum		CASTER DETAILS. Back: 10" with Brakes & Swivel Front: 6" with Swivel
	WEIGHT CAPACITY. 300 kg/660 lbs		NUMBER OF USERS. 2 User		MATERIAL TYPE: FRAME. Steel		CERTIFICATIONS. ANSI-ASC A14.7, BS EN 131.7 & CE
	CONTROLS. Hydraulic Foot Pump		Fully Extended. Ladder: 56 Strokes		FINISH. Powder Coated Finish		FALL RESTRAINT ANCHOR POINTS. Equipped

Stand Description


The Aviation Platform Stand has been designed for maintenance access points for a multitude of aircraft. The lowered position is designed to clear wheel well entry points and has been tested and is operational on both Airbus and Boeing wide body aircraft, including the B757. The unit is in service at a multitude of operators, MRO'S and manufacturers. Optional telescopic side rails ensure safety compliant access to the forward and aft lower cargo holds. The powder coat finish ensures corrosion resistance maintaining the longevity of your stand. The Aviation Platform Stand is hydraulically actuated via an ergonomically positioned foot pump and has collapsible guardrails. Anti-fatigue ladder steps thereby ensuring safety of your maintenance staff.

Our Professional Engineers can design custom models based on your specific requirements. The stand is designed and tested in accordance with ANSI-ASC A14.7 and BS EN 131.7 including CE Certification.

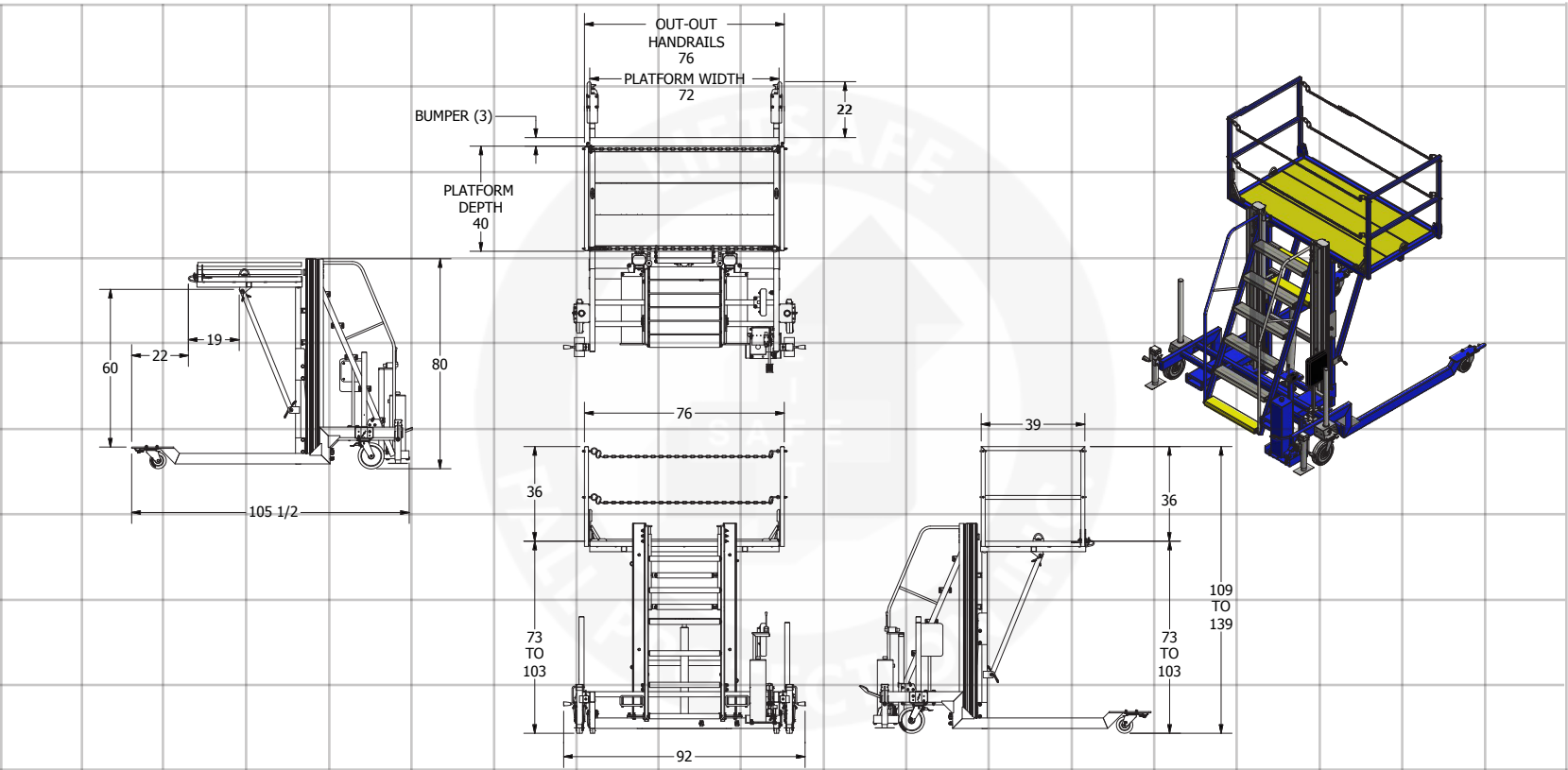
What Our Customers Are Saying About Our Equipment:
" We use them in both the line maintenance and hangar maintenance to accomplish work on the engine and pylons for our wide body aircraft. These stands are an excellent solution to a longstanding problem - providing fall safety protection in difficult to access areas."

Accessories



















ACCESSORY	PART NUMBER	DESCRIPTION
Air Powered Pump	DF-Stand-Air-Pump	Optional air pump instead of the manual hydraulic pump system.
Utilities Package	DF-Stand-Utilities-Package	Adds shop air and electrical power user service package to a unit
Tow Bar	DF071556-Tow	Quickly and efficiently move your stand with the addition of a tow bar attachment.
Telescopic Rails	DF071556-03-Rails	Telescopic rails are designed to ensure the safety of staff when the stand is in use.



Aviation Wheel Well and Platform Stand



Technical Specifications

#	PART NUMBER. DF071556-03XP		DESIGNED FOR. Wheel Well Access		MOVEMENT. 2 Person		Padding Material. Equipped
	LOW HEIGHT. Low: 73" High: 103"		AIRCRAFT TYPE. B747, B757, B767, B777, B787, A320 Family, A330, A340, A350 & A380		TOWING SPEED. 10 KPH/ 6 MPH		SHIPPING INFO (DIMS). 92" x 80" x105 1/2" x1,400 lbs
	FOOT PRINT. 92" x 105 1/2"				MATERIAL TYPE: STEPS. Aluminum		CASTER DETAILS. Back: 10" with Brakes & Swivel Front: 6" with Swivel
	WEIGHT CAPACITY. 300 kg/660 lbs		NUMBER OF USERS. 2 Users		FINISH. Powder Coated Finish		CERTIFICATIONS. ANSI-ASC A14.7, BS EN 131.7 & CE
	CONTROLS. Hydraulic Foot Pump		Fully Extended. Ladder: 56 Strokes		MATERIAL TYPE: FRAME. Steel		FALL RESTRAINT ANCHOR POINTS. Equipped

Stand Description

The Aviation Platform Stand XP has been designed for maintenance access for a multitude of aircraft, requiring a safe platform for two person use. The lowered position is designed to clear wheel well entry points and the design has been tested and is operational on both Airbus and Boeing wide body aircraft, including the B757. The unit is in service, at a multitude of operators, MRO'S and manufacturers. Optional telescopic side rails ensure safety compliant access to the forward and aft lower cargo holds. The powder coat finish ensures corrosion resistance maintaining the longevity of your stand. The Aviation Platform Stand XP is hydraulically actuated via an ergonomically positioned foot pump and has collapsible guardrails. The stand includes anti-fatigue ladder steps ensuring the safety of your maintenance staff.

Our Professional Engineers can design custom models based on your specific requirements. The stand is designed and tested in accordance with ANSI-ASC A14.7 and BS EN 131.7 including CE Certification.

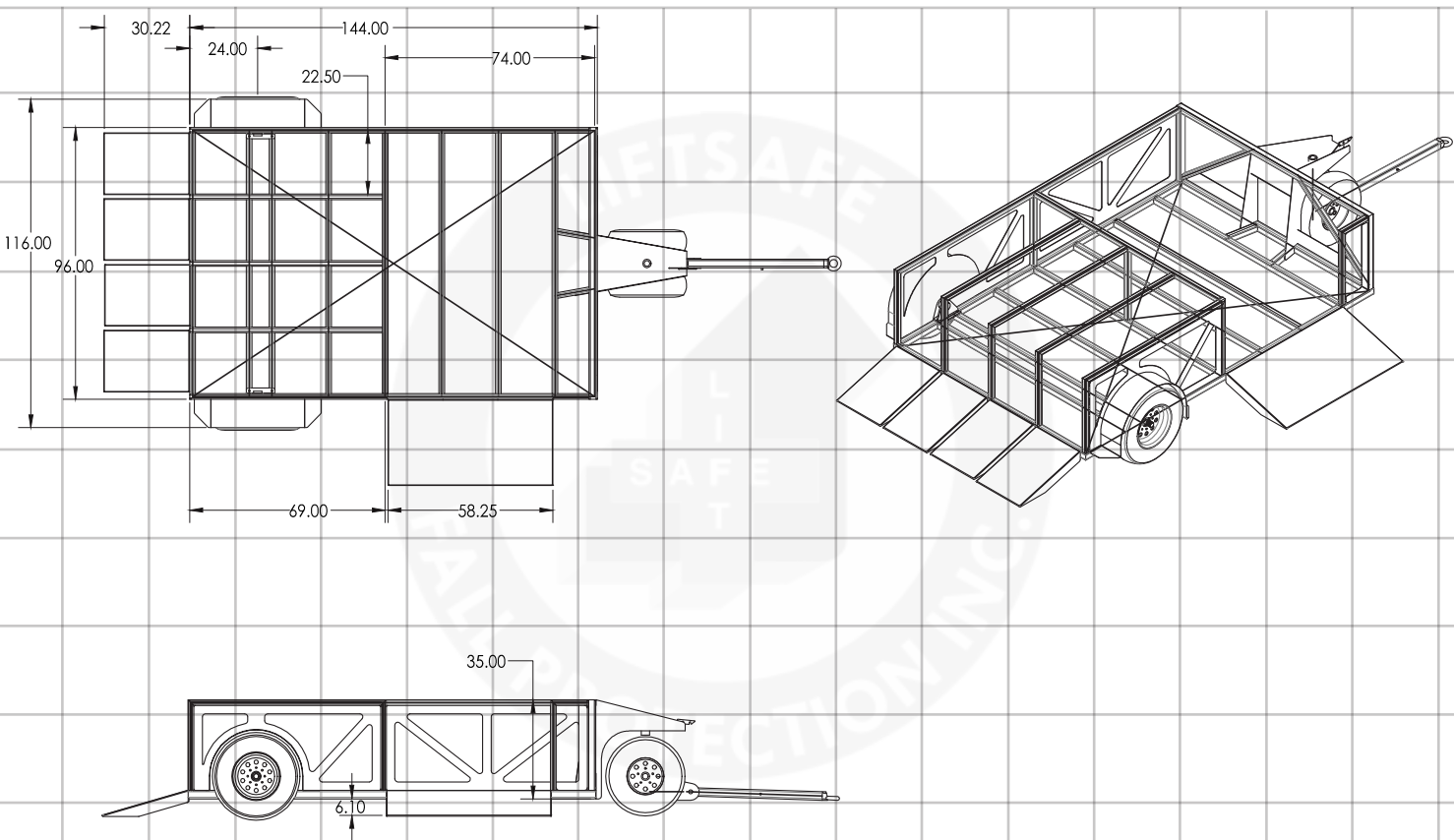
What Our Customers Are Saying About Our Equipment:
" We would highly recommend this product to any company completing regular maintenance on commercial aircraft engines. We find that Liftsafe is more than willing to work with us in creating safe, economical an multi-purpose designed, tailored to our needs."

Accessories
















ACCESSORY	PART NUMBER	DESCRIPTION
Air Powered Pump	DF-Stand-Air-Pump	Optional air pump instead of the manual hydraulic pump system.
Utilities Package	DF-Stand-Utilities-Package	Adds shop air and electrical power user service package to a unit
Tow Bar	DF071556-Tow	Quickly and efficiently move your stand with the addition of a tow bar attachment.
Telescopic Rails	DF071556-03-Rails	Telescopic rails are designed to ensure the safety of staff when the stand is in use.



Tire Trailers



Technical Specifications

#	PART NUMBER. DF081002		DESIGNED FOR. Transports Wheel & Break Assemblies		MOVEMENT. Pintle, Towed		Padding Material. As Required
	HEIGHT. 5' 3/4"		AIRCRAFT TYPE. All Aircraft Types.		MATERIAL TYPE: STRUCTURE. Steel or Aluminum		SHIPPING INFO (DIMS). Contact Us
	WIDTH. 116"		WEIGHT CAPACITY. 1134 kg/2,500 lbs		MATERIAL TYPE: RAMPS. Steel or Aluminum		CASTER DETAILS. 15" or 16" Wheels Based on Customer Requirements
	Configuration. Based upon Customer Requirements		TOWING SPEED. 50 KPH / 31 MPH		FINISH. Powder Coated Finish		FALL RESTRAINT ANCHOR POINTS. Not Equipped

Trailer Description

The Aviation Tire Trailer was designed to provide safe and quick transportation of aircraft wheel assemblies, brakes and required tooling while maintaining the storage requirements of regulatory bodies (EASA, TC, FAA). Operational at both commercial and private/business jet operators, the Aviation Tire Trailer can be configured to carry B777 tires along with associated tire change jacks and tools, or a full ship set of tires for a CL-605.

We also offer the trailer configured for Nitrogen and/or Oxygen servicing.

Liftsafe Fall Protection has designed numerous sizes of standard and custom Tire Trailers based on operational needs. The low profile design and lightweight swing gates ensure safety of maintenance staff during use. Foam filled tires are available upon request. Our Professional Engineers will work with you to determine what size Aviation Tire Trailer works best within your operation.

Our Professional Engineers can design custom models based on your specific requirements.

What Our Customers Are Saying About Our Equipment:

“ We find that Liftsafe is more than willing to work with us in creating safe, economical and multi-purpose designed, tailored to our needs.”

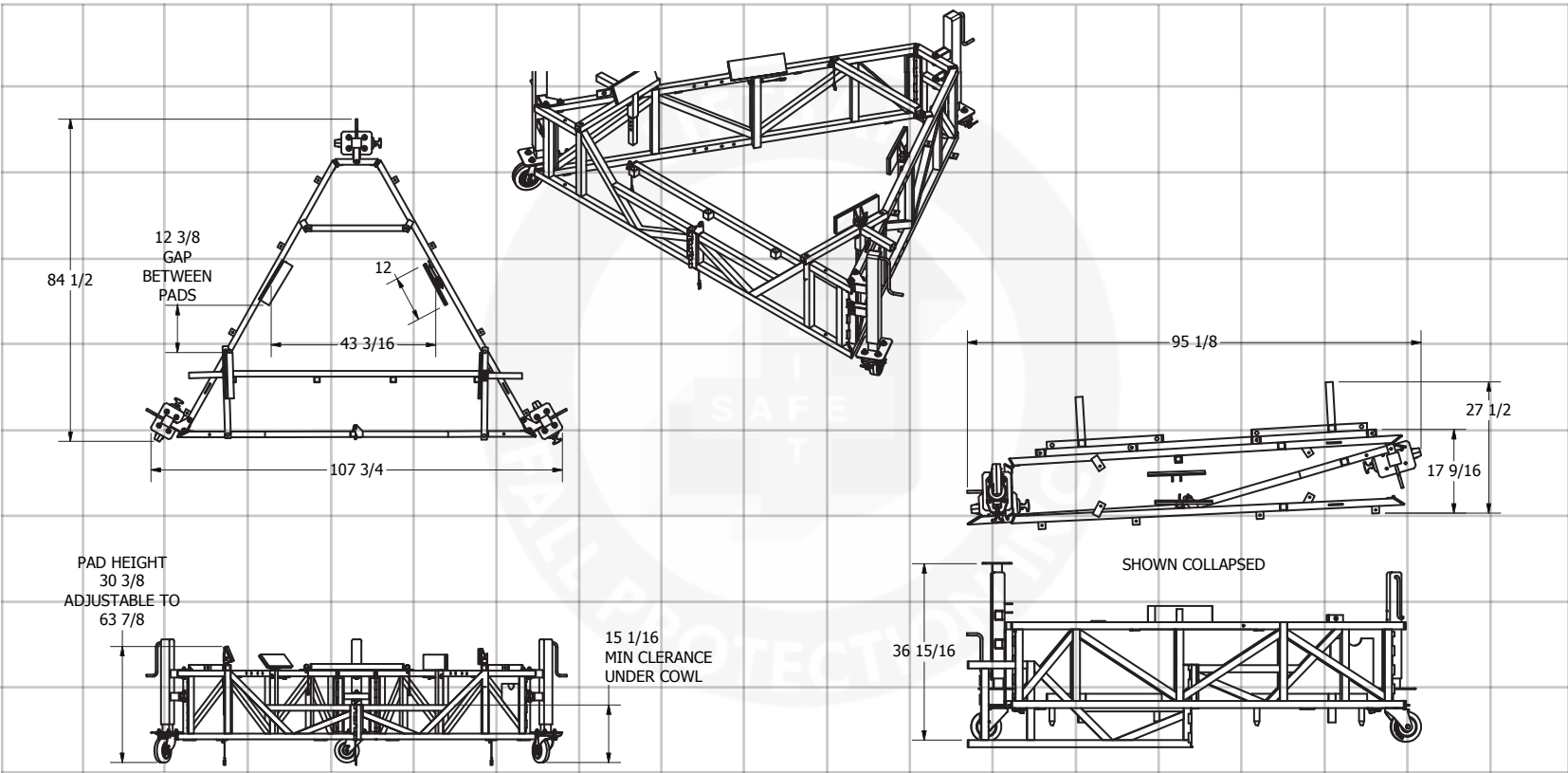
Accessories

ACCESSORY	DESCRIPTION
Foam Filled Tires	Help ensure the longevity of your tire trailer with the addition of these tires.
Solid Tires	Ensure that your tire trailer is always ready when you need it with these tires.
Nitrogen Bottle Holders	These bottle holders will help ensure everything stays in place when moved.
Brake Lifting Hoist	This ergonomic system will help optimize the time spent moving parts.
Fully Covered	Rain or shine this addition will make sure everything inside the trailer is kept dry.
Tool Boxes	These tool boxes will help to ensure that all tools are kept in place.
Surge Braking System	When you need to stop, ensure that you tire trailer will to with this system.














NOTE: Examples of standard design.

Nose Cowl Dolly



Technical Specifications

#	PART NUMBER. DF071560-01		DESIGNED FOR. Nose Cowl Removal & Installation		MOVEMENT. 1 Person		Padding Material. Equipped
	HEIGHT. Variable		AIRCRAFT TYPE. B737, B757, B767, 319, 320 & 321		MATERIAL TYPE. Aluminum		SHIPPING INFO (DIMS). 17 9/16" x 27 1/2" x 95 1/8" x 150 lbs
	FOOT PRINT. 84" x 107 3/4" x 84 1/2"		CASTER DETAILS. 10" With Brakes & Swivel		FINISH. Powder Coated Finish		CERTIFICATIONS. ANSI-ASC A14.7, BS EN 131.7 & CE

Stand Description

This new and innovative unit will allow for the safe removal and installation of the nose cowl without the need for an overhead crane. This is a ready to ship AOG unit, which has a lightweight and compact shipping configuration.

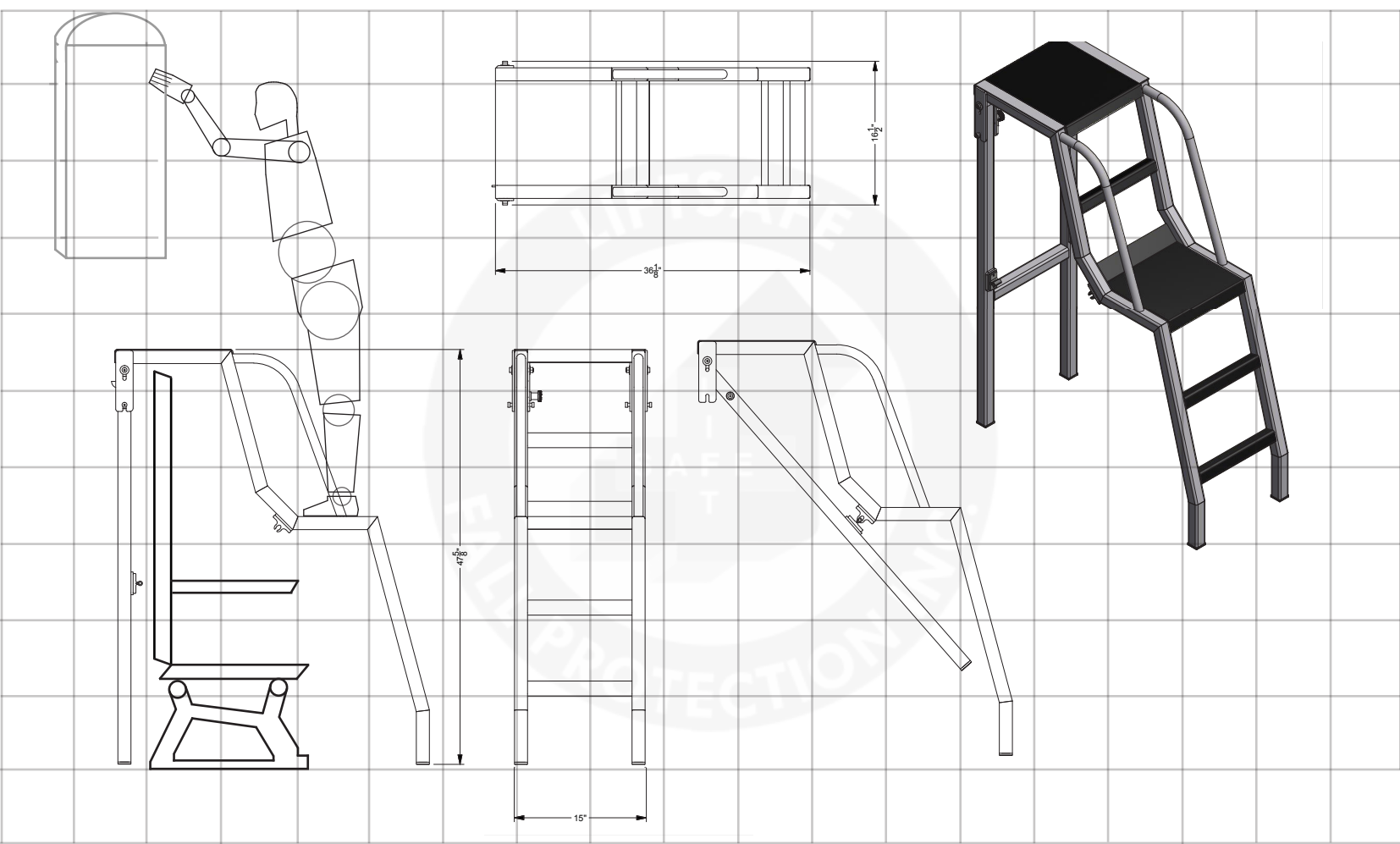
The Nose Cowl Stand is able to handle the aircraft nose cowl on a variety of aircraft engines. Our Professional Engineers can design custom models based on your specific requirements.

What Our Customers Are Saying About Our Equipment:

"These stands are an excellent solution to a longstanding problem - providing fall safety protection in difficult to access areas."



Cabin Interior Access Stand



Technical Specifications

#	PART NUMBER. DF071553-01		DESIGNED FOR. Cabin Interiors		MOVEMENT. 1 Person		Padding Material. Equipped
	HEIGHT. 47 5/8"		AIRCRAFT TYPE. Commercial: Passenger		MATERIAL TYPE. Polished Aluminum		SHIPPING INFO (DIMS). 16 1/2" x 47 5/8" x 36 1/8" x 25 lbs
	Width. 16 1/2"		CONTROLS. N/A		FINISH. Polished Aluminum		CERTIFICATIONS. ANSI-ASC A14.7, BS EN 131.7 & CE
	FOOT PRINT. 16 1/2" x 36 1/8"		NUMBER OF USERS. 1 User		WEIGHT CAPACITY. 150 kg/330 lbs		FALL RESTRAINT ANCHOR POINTS. Not Equipped

Stand Description

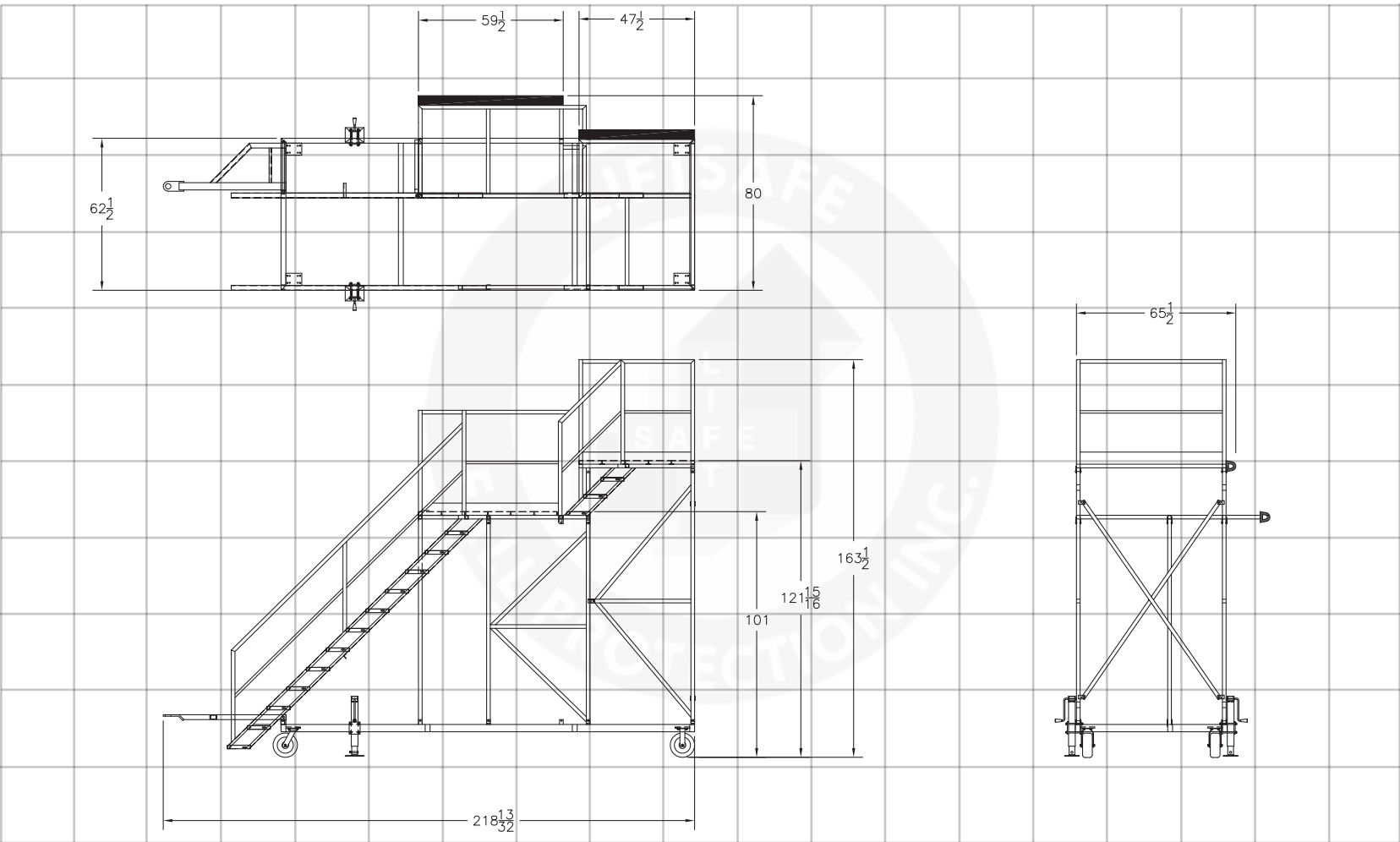
The Liftsafe DF071553-01 Cabin Interior Access Stand is ideal for use in the economy aisle and is designed to fit over most economy and some business class seats. It has been designed as a single worker unit with a capacity of 330 lbs. It is collapsible for easy carrying and storage. The ladder is of durable construction made primarily of structural aluminum with stainless steel hardware with a self-weight of only 25 lbs. Anti-slip ladder rungs ensure maintenance staff and employee safety during operation.

The Cabin Access Stand is ideal for ramp use and can easily be carried up ramp stairs.
















The ladder is designed and tested in accordance with ANSI-ASC A14.7 and BSEN 131 including CE Certification.



Fixed Height Aircraft Access Stand



Technical Specifications

#	PART NUMBER. DF101580-02		DESIGNED FOR. Aircraft Entry Access		MOVEMENT. 2 Persons		Padding Material. Equipped
	HEIGHT. Based upon Customer Requirements		AIRCRAFT TYPE. Based upon Customer Requirements		TOWING SPEED. 10 KPH/ 6 MPH		CASTER DETAILS. 10" With Brakes & Swivel
	WIDTH. Based upon Customer Requirements		CONTROLS. Manual Foot Pump		MATERIAL TYPE: Steps: Aluminum Frame: Steel		CERTIFICATIONS. ANSI-ASC A14.7, BS EN 131.7 & CE
	FOOT PRINT. Based upon Customer Requirements		WEIGHT CAPACITY. Based upon Customer Requirements		FINISH. Custom Colour		FALL RESTRAINT ANCHOR POINTS. Not Equipped

Stand Description

The Fixed Height Aircraft Access Stand has been designed for maintenance and cockpit crew access to the main deck. The 10-inch castors allow for easy mobility ensuring the stand can be relocated quickly during aircraft maintenance and in limited work areas. The design allows for use in hangar areas as well as line maintenance and ramp applications, and is currently in use on the EMB175, EMB190 and the A320 family.

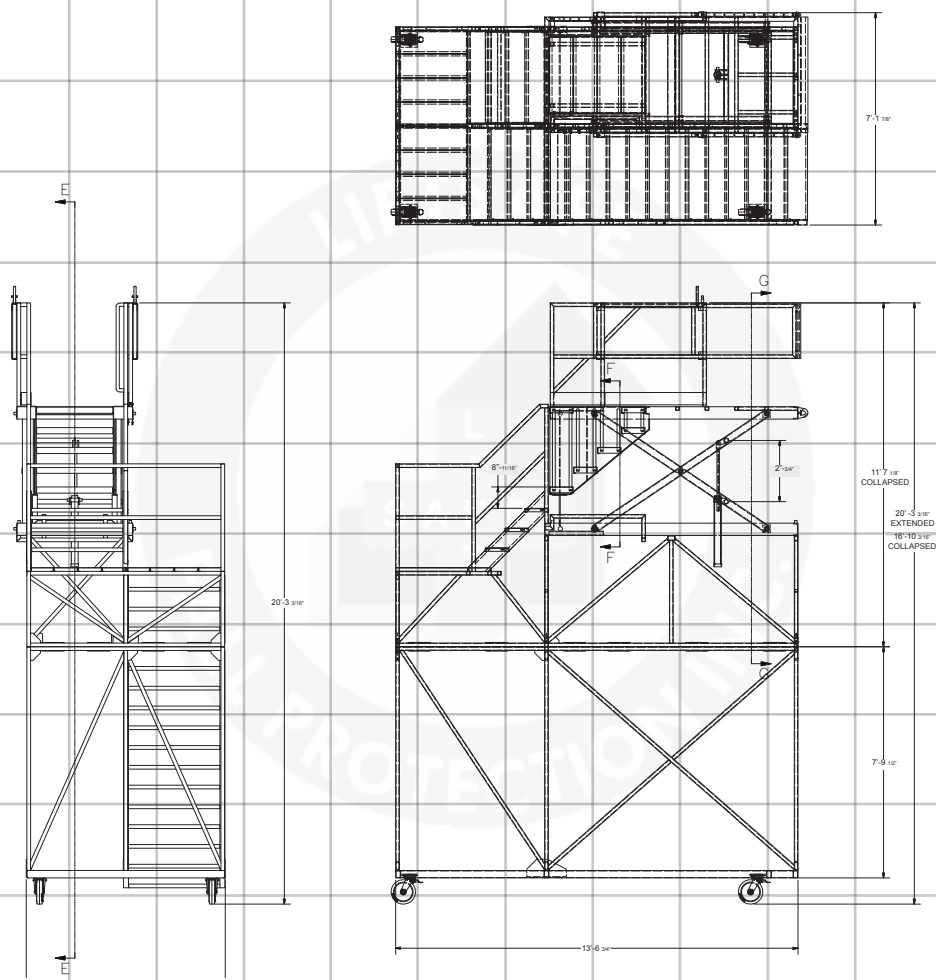
Our Professional Engineers can design custom models based on your specific requirements. The stand is designed and tested in accordance with ANSI-ASC A14.7 and BS EN 131.7 including CE Certification.

Accessories

ACCESSORY	PART NUMBER	DESCRIPTION
Utilities Package	DF-Stand-Utilities-Package	Adds shop air and electrical power user service package to a unit.
Tow Bar	DF071556-Tow	Quickly and efficiently move your stand with the addition of a tow bar attachment.









Variable Height Aircraft Access Stand



NOTE: Example drawing, custom drawing will be provided for individual projects.

Technical Specifications

#	PART NUMBER. DF101579-01		DESIGNED FOR. Aircraft Entry Access		MOVEMENT. 2 Persons		Padding Material. Equipped
	HEIGHT. Based upon Customer Requirements		AIRCRAFT TYPE. Based upon Customer Requirements		TOWING SPEED. 10 KPH/ 6 MPH		CASTER DETAILS. 10" With Brakes & Swivel
	WIDTH. Based upon Customer Requirements		CONTROLS. Hydraulic Foot Pump		MATERIAL TYPE: Steps: Aluminum Frame: Steel		CERTIFICATIONS. ANSI-ASC A14.7, BS EN 131.7 & CE
	FOOT PRINT. Based upon Customer Requirements		WEIGHT CAPACITY. Based upon Customer Requirements		FINISH. Custom Colour		FALL RESTRAINT ANCHOR POINTS. Not Equipped

Stand Description

The Variable Height Aircraft Access Stand has been designed for maintenance and cockpit crew access to the main deck. The 10-inch castors allow for easy mobility, ensuring the stand can be relocated quickly during aircraft maintenance. The design allows for use in hangar areas as well as line maintenance and ramp applications. This stand has been tested and is operational on all Boeing wide bodies in addition to the B757 and the entire Airbus wide body fleet of aircraft.

The Variable Height Aircraft Access Stand has an adjusting feature allowing for flush access to the door opening in order to help eliminate tripping hazards.

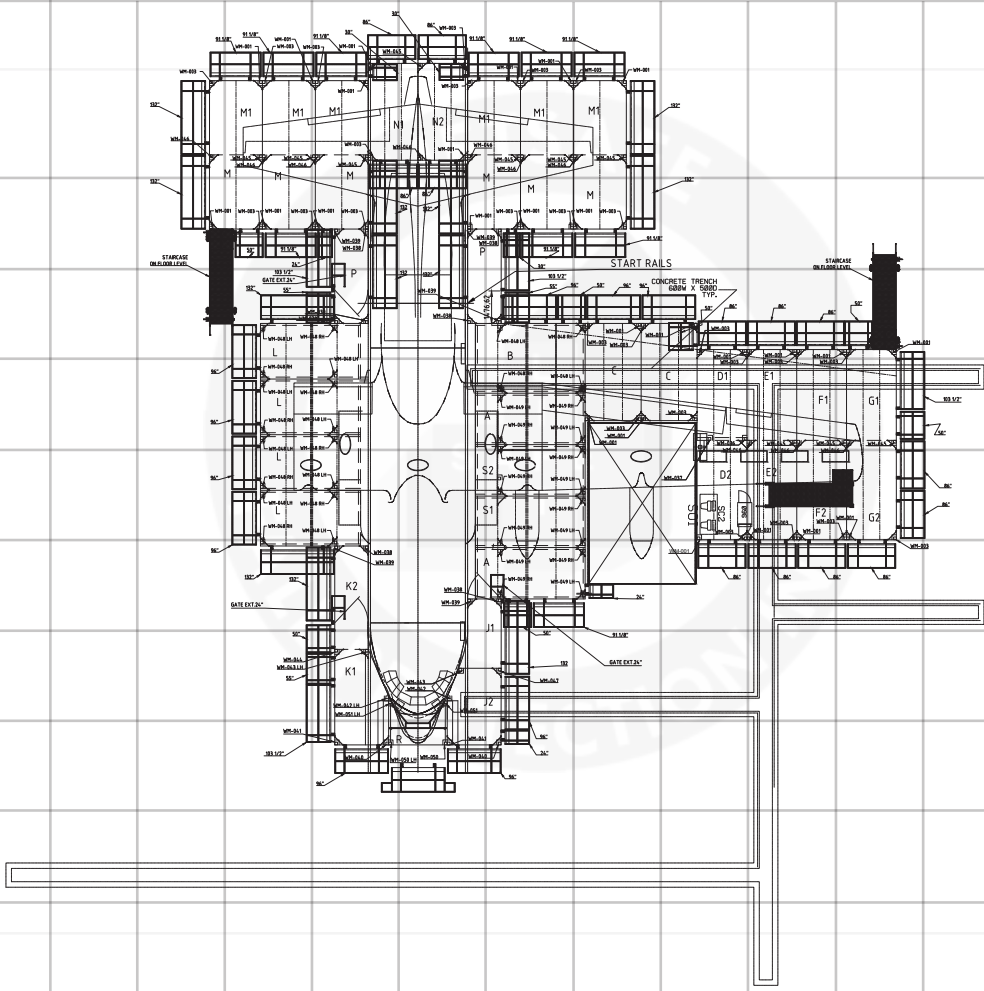
Our Professional Engineers can design custom models based on your specific requirements. The stand is designed and tested in accordance with ANSI-ASC A14.7 and BS EN 131.7 including CE Certification.

Accessories

ACCESSORY	PART NUMBER	DESCRIPTION
Air Powered Pump	DF-Stand-Air-Pump	Optional air pump instead of the manual hydraulic pump system.
Utilities Package	DF-Stand-Utilities-Package	Adds shop air and electrical power user service package to a unit.
Tow Bar	DF071556-Tow	Quickly and efficiently move your stand with the addition of a tow bar attachment.


















Maintenance Platforms



NOTE: Example Drawing, Custom Drawing will be provided for individual projects.

Technical Specifications

#	PART NUMBER. Based upon Customer Requirements		DESIGNED FOR. Based upon Customer Requirements		MOVEMENT. 3 Persons		Padding Material. Equipped
	Dimensions Based upon Customer Requirements		AIRCRAFT TYPE. Based upon Customer Requirements		TOWING SPEED. N/A		CASTER DETAILS. Based upon Customer Requirements
	FOOT PRINT. Based upon Customer Requirements		CONTROLS. Based upon Customer Requirements		MATERIAL TYPE: Steel or Aluminum		CERTIFICATIONS. ANSI-ASC A14.7, BS EN 131.7 & CE
	WEIGHT CAPACITY. Based upon Customer Requirements		NUMBER OF USERS. Based upon Customer Requirements		FINISH. Based upon Customer Requirements		FALL RESTRAINT ANCHOR POINTS. Optional

Maintenance Platforms

Stand Description

Liftsafe Fall Protection Inc., designs, engineers and fabricates custom aircraft maintenance platforms, access stands and ground support equipment. Working with our customers, our solutions are engineered for specific aircraft, to provide reliable and durable fall protection compliant units. Through rigorous product testing and evaluation along with our vigilant focus on end user feedback, we continuously improve our products to perform when it counts.

We custom design maintenance platforms in order to suit customer requirements. These platforms are always designed in order to meet or exceed the applicable required safety regulations. Personnel safety, accessibility, modular construction, maintenance, and ease of set-up for re-configuration are often key factors included within the design of these stands.

These stands can be designed and tested in accordance with ANSI-ASC A14.7 and BS EN 131.7 including CE Certification.

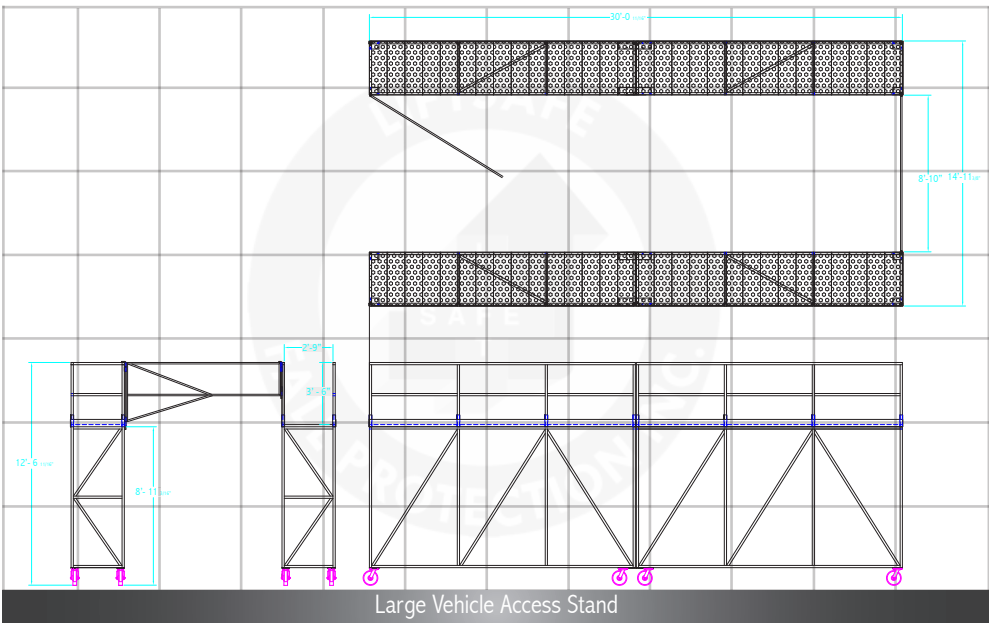
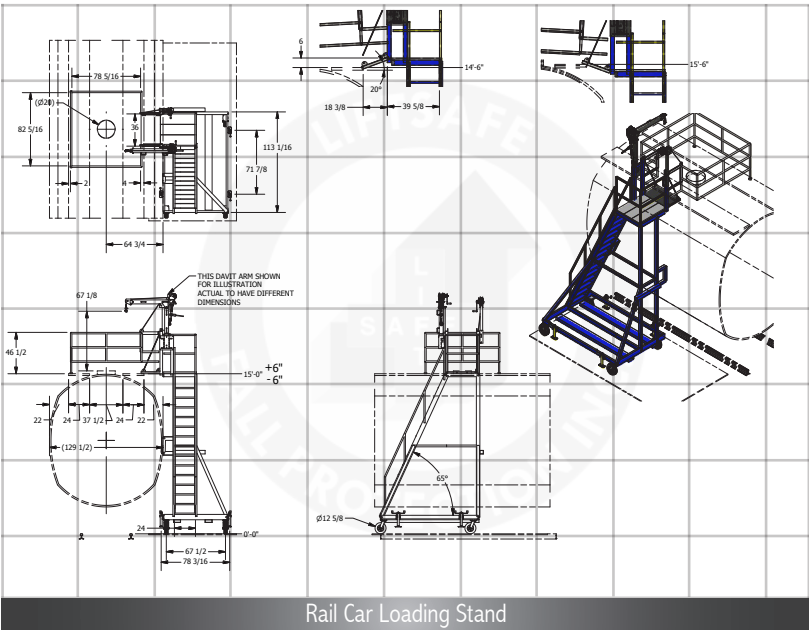
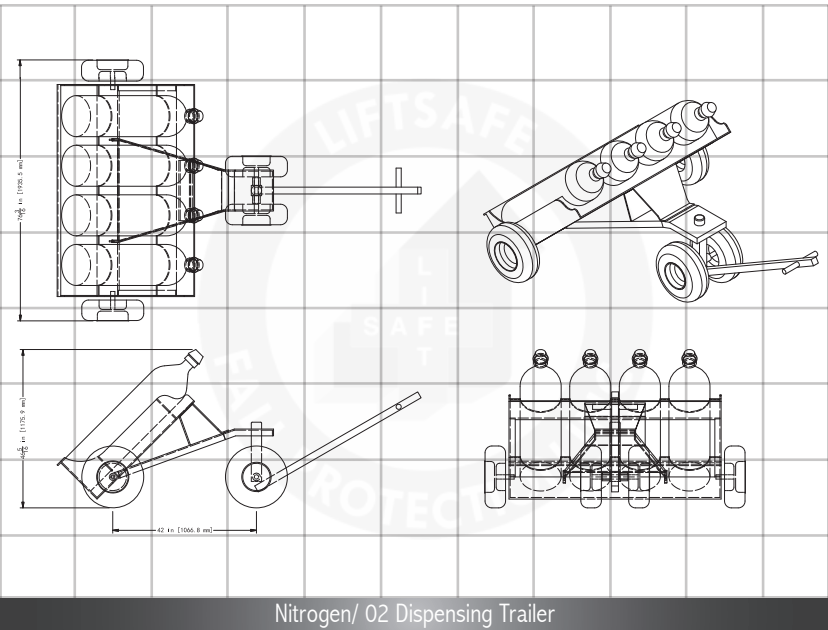
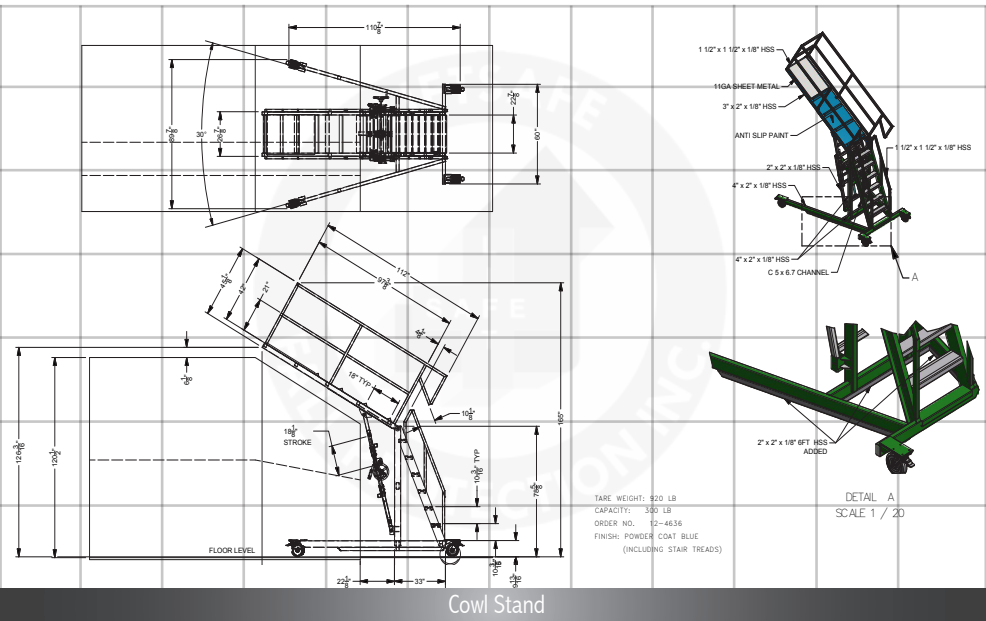
What Our Customers Are Saying About Our Equipment:
“ We would highly recommend this product to any company completing regular maintenance on commercial aircraft. We find that Liftsafe is more than willing to work with us in creating safe, economical an multi-purpose designed, tailored to our needs.”

Accessories

ACCESSORY	PART NUMBER	DESCRIPTION
Air Powered Pump	DF-Stand-Air-Pump	Optional air pump instead of the manual hydraulic pump system.
Utilities Package	DF-Stand-Utilities-Package	Adds shop air and electrical power user service package to a unit
Customer Requests		Additional customer requests based upon quotes.



Aviation Engineered Solutions



Aviation Engineered Solutions

Our engineers can design solutions for any fall protection issues you may encounter!

Our experts also provide HANGAR fall protection systems. We provide both OEM standard products as well as engineered custom fabricated products. Liftsafe Fall Protection Inc. can design a system that is both versatile and safe for your workers.

Call the Experts Today!



Wing Grip Horizontal Life Line



Fall Arrest System

We Provide Turn-Key Solutions for the Following Providers:



MSA



WinGrip



Spanco Fall Protection



SRLs



Lifelines



Harness and Lanyards



3M



Fall Protection and Debris Netting Systems



DBI/SALA

Warranty Information

Liftsafe Group of Companies warrants all fabricated and supplied Equipment, to be free from defects in material and workmanship for a period of two (2) years commencing on the date of shipment to the first retail purchaser ("Purchaser"). This warranty does not extend to equipment which has been subject to misuse, use in excess of rated capacity, negligent operation, use beyond Liftsafe Group of Companies published service factors, improper installation or maintenance, and does not apply to any Equipment which has been repaired or altered without Liftsafe Group of Companies written authorization. Written notice of any claimed defect must be given to Liftsafe Group of Companies within thirty (30) days after such defect is discovered. Liftsafe Group of Companies obligation, and Purchaser's sole remedy under this Warranty is limited to, at Liftsafe Group of Companies discretion, the replacement or repair of the Equipment at Liftsafe Group of Companies factory or at a location approved by Liftsafe Group of Companies. Purchaser is responsible for all freight and transportation costs relating to the repair or replacement of the Equipment.




















THE FOREGOING WARRANTY IS EXPRESSLY IN LIEU OF ALL OTHER WARRANTIES WHATSOEVER WHETHER EXPRESS, IMPLIED, OR STATUTORY. SELLER MAKES NO WARRANTY AS TO THE MERCHANTABILITY OR FITNESS FOR A PARTICULAR PURPOSE OF THE EQUIPMENT AND MAKES NO OTHER WARRANTY, EITHER EXPRESS OR IMPLIED.

Liftsafe Group of Companies shall not be liable, under any circumstances, for any indirect, special or consequential damages including, but not limited to, lost profits, increased operating costs or loss or production. This Warranty shall not extend to any components or accessories not manufactured by Liftsafe Group of Companies.

Designed in Order to Meet These Standards.

				
	ANSI - A14.3	EN-131-1	CWB-W47.1	Z259.10-12
	ANSI - A14.7	EN-131-2		
	ANSI Z359.1 -2007	EN-131-3	CWB-W47.2	Z259.11-17
	ANSI Z359.3 -2007	EN-131-6		
		EN-131-7	CWB-W59	Z259.15-12

Warranty Information

	Aircraft Maintenance & Engine Access Stand DF071554-06	Aircraft Maintenance & Engine Access Stand DF071554-07-08	Aircraft Maintenance & Engine Access Stand DF071554-07-10	Landing Gear Access Stand DF071592-04	737 Landing Gear Change Stand DF071559-01	Aviation Wheel Well & Platform Stand DF071556-03	Aviation Wheel Well & Platform Stand DF071556-03XP	Narrow & Wide Body Access Stand DDF101579-XXX-XXX-01	Tire Trailer DF081002	Nose Cowl Dolly DF071560-01	Cabin Interior Access Stand DF071553-01	Maintenance Platforms
 Casters	2 Years	2 Years	2 Years	2 Years	2 Years	2 Years	2 Years	2 Years	2 Years	2 Years	2 Years	2 Years
 Paint (If Applicable)	2 Years	2 Years	2 Years	2 Years	2 Years	2 Years	2 Years	2 Years	2 Years	2 Years		2 Years
 Air Powered Pump	1 Year	1 Year	1 Year	1 Year		1 Year	1 Year	1 Year				1 Year
 Utilities Package	2 Years	2 Years	2 Years	2 Years	2 Years	2 Years	2 Years	2 Years	2 Years	2 Years	2 Years	
 Extension	2 Years											
 Tow Bar	2 Years	2 Years	2 Years	2 Years	2 Years	2 Years	2 Years	2 Years	2 Years	2 Years		2 Years
 Side Mount Tow Bar				2 Years								
 Fork Pockets	10 Years	10 Years	10 Years	10 Years	10 Years	10 Years	10 Years	10 Years				10 Years
 Jacks		2 Years	2 Years	2 Years	2 Years	2 Years	2 Years	2 Years		2 Years		2 Years
 Telescopic Rails					2 Years	2 Years	2 Years	2 Years				
 Foam Filled Tires									1 Year			
 Solid Tires									1 Year			
 Nitrogen Bottle Holders									1 Year			
 Brake Lifting Hoist									1 Year			
 Tire Trailer Cover									1 Year			
 Tool Boxes/Trays	2 Years	2 Years	2 Years	2 Years	2 Years	2 Years	2 Years	2 Years	2 Years	2 Years	2 Years	2 Years
 Surge Braking System									2 Years			
 Equipment Defects (in material & workmanship)	10 Years	10 Years	10 Years	10 Years	10 Years	10 Years	10 Years	10 Years	10 Years	10 Years	10 Years	10 Years
 Structural Components	10 Years	10 Years	10 Years	10 Years	10 Years	10 Years	10 Years	10 Years	10 Years	10 Years	10 Years	10 Years

CONTACT US:



409 Harmony Road, Ayr, Ontario Canada



1 (800) 977-2005



1 (519) 896-2430



fallsafetysolutions.com



info@liftsafeinspections.com